

LOS ANGELES COUNTY HOME VISITING FUNDING OVERVIEW



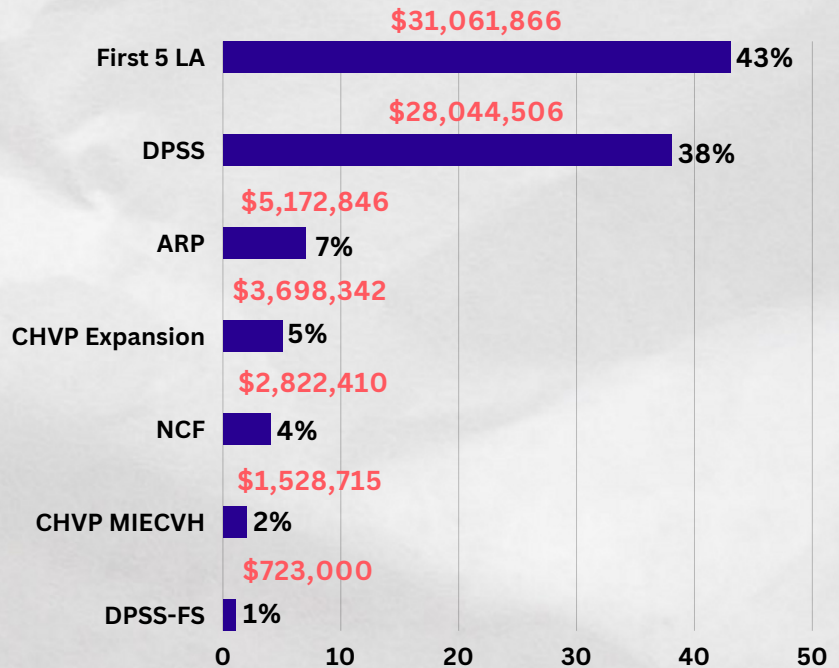
How are home visiting programs funded?

Total FY 22-23 investment is **72.3 million dollars**. This infographic breaks down funding by **source** and **program model**.

FY 22-23 Funding by Source

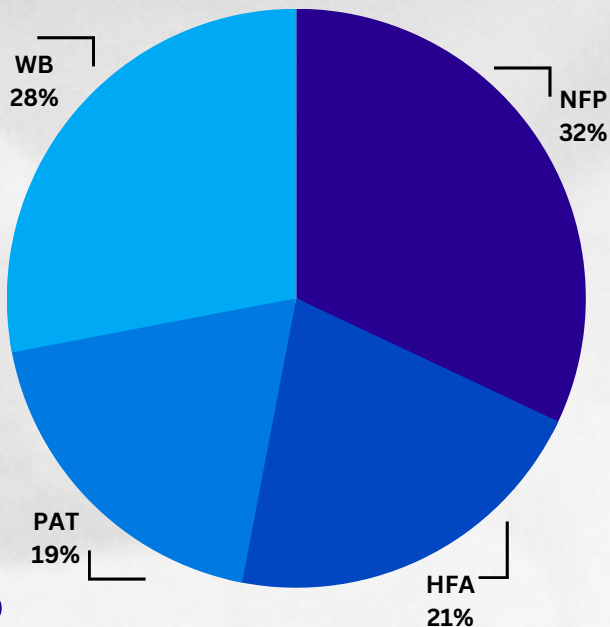
- State and local funds administered by the Department of Public Health is 57%.

- First 5 LA**- First 5 Los Angeles
- DPSS**- Department of Public Social Services
- ARP**- American Rescue Plan
- CHVP Expansion**- California Home Visiting Program Expansion
- NCF**- Net County Funds
- CHVP MIECVH**- California Home Visiting Program Expansion Maternal, Infant, and Early Childhood Home Visiting
- DPSS-FS**- Department of Public Social Services- Family Stabilization



*This chart does not capture Partnership for Families or Health Start program models

FY 22-23 Funding by Program Model




- Nurse Family Partnership and Welcome Baby represent 60% of funding for home visiting services.
- HFA and PAT represents 40% of funding.

- WB**- Welcome Baby
- NFP**- Nurse-Family Partnership
- HFA**- Healthy Families America
- PAT**- Parents as Teachers

HOME VISITING SYSTEM FUNDING

FY 21-22 VS. FY 22-23



- First 5 LA- First 5 Los Angeles
- DPSS- Department of Public Social Services
- ARP- American Rescue Plan
- CHVP Expansion- California Home Visiting Program Expansion
- NCF- Net County Funds
- CHVP MIECVH- California Home Visiting Program Expansion Maternal, Infant, and Early Childhood Home Visiting
- DMH- Department of Mental Health

